

Campuscura/Eregistrar Online Application for KUCCPS- Sponsored Students User Guide

To make a download the admission letter as a KUCCPS sponsored student, follow these steps once you have access this screen via the institution website. **Only for those place by KUCCPS.*

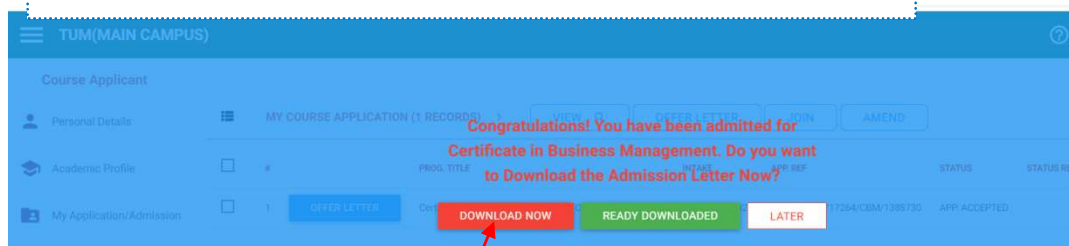
Please use your index number to login as indicated.



Step 1:
Enter the index number
(Please adhere to the format indicated)

Step 2
Click Sign In button to login


Note* (Admission Letter Download Screen)**
The following screen will prompt you to download the letter



Step 3
Click Download Now button to download your admission

Note* (Missing Details Screen)**

In case some of your details are missing, this screen will prompt you to provide/edit more details



Online Course Admission

Programme/Course Admitted

Campus Admitted
Main Campus

Intake Admitted
September-2021

Attendance Mode
FULL TIME

Level of Study
DIPLOMA

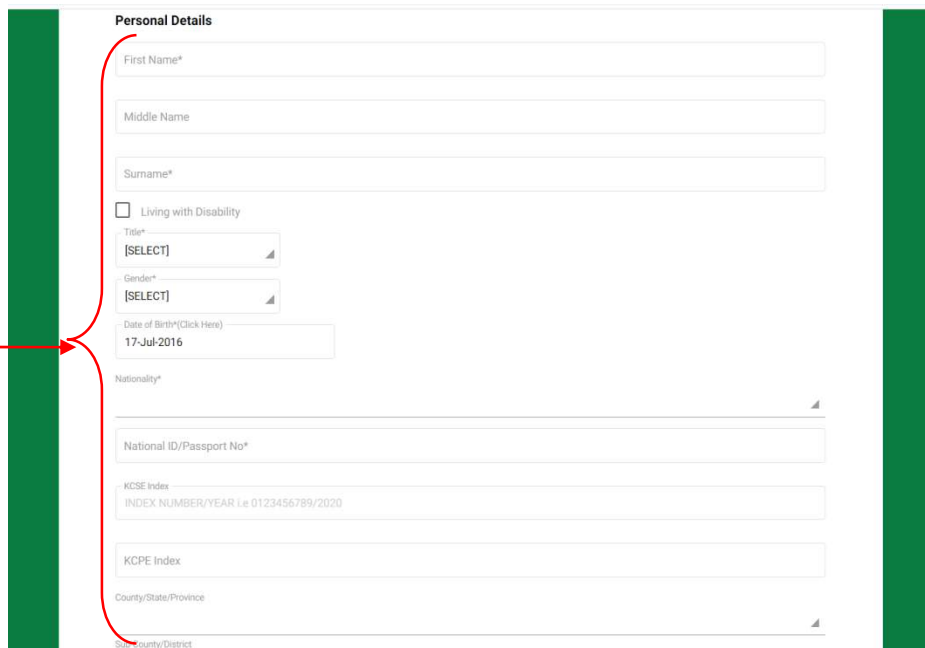
Programme/Course
Diploma In Information Communication Technology

Note* Displays read only information about your:**

- *Placed Campus of study*
- *Course Intake Period*
- *Course mode of attendance*
- *Level of study i.e Diploma, Undergraduate etc*
- *Stage/year/Module of study*
- *Programme/Course*

Step 4:

Verify/Enter your Personal Details here appropriately as prompted



Personal Details

First Name*

Middle Name

Surname*

Living with Disability

Title*
[SELECT]

Gender*
[SELECT]

Date of Birth*(Click Here)
17-Jul-2016

Nationality*

National ID/Passport No*

KCSE Index
INDEX NUMBER/YEAR Le 0123456789/2020

KCPE Index

County/State/Province

Note***

Do scroll to view incase this section is not in your view

Step 5:
Enter/edit your Contact Details as indicated

Applicant Contacts:

Address*

C/O

Town*

Email*

Mobile Phone*

Alternate Mobile Phone

Step 6:
Enter your Next of Kin Details as indicated

Next Of Kin:

Next of Kin Name*

Relationship
Relationship

Address*

NOK Town*

Email

Mobile Phone

Phone

Step 7:
Scan and attach the required/mandatory document(s).
Only pdf format allowed

Note* (only pdf format)**
Combine the scanned document as one. i.e. the academic certificates/Result slip, National ID/Passport/Birth certificate etc

Academic Certificate(s) Attachment(Combined in one PDF file format):*
No Attachment | Choose File | No file chosen

How did you know about Us:
How did you know about Us

SUBMIT CLEAR CANCEL

Step 8
Enter or select how you came to know the institution

Step 9
Click Submit button to complete the application

The following screen will appear if the submission was successful.

TUM(MAIN CAMPUS)

Course Applicant

Personal Details MY COURSE APPLICATION (1 RECORDS) Admission Letter Downloaded Successfully! VIEW OFFER LETTER JOIN AMEND

#	PROG. TITLE	INTAKE	APP. REF.	STATUS	STATUS REASON
1	Certificate in Business Management(CBM/SEP2022/5 FT)	September 2022	APPV/2022/1117264/CBM/1388730	APP. ACCEPTED	

Please check the download folder for the admission letter
The file name is AdmissionLetter_Out.pdf.